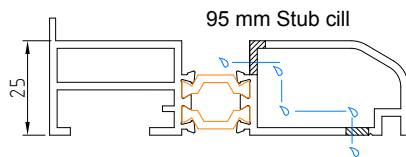
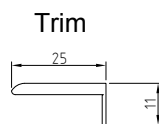
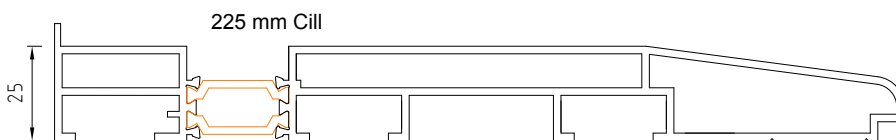
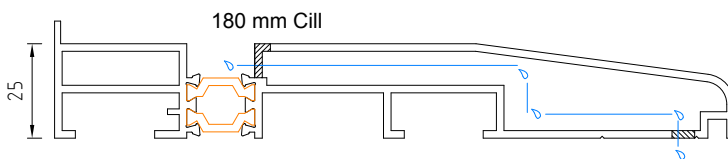
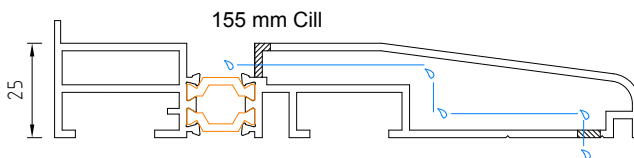


# Cills, Bead And Trim



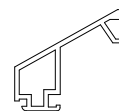
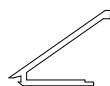
\* The 95mm Stub cill can only be prepared with concealed drainage if the water can drain away towards the outside of the reveal. There must be a gap of at least 20mm between the drainage hole and the substrate in order to ensure the water can drain effectively. The substrate must be sloped to ensure the water doesn't drain back into the building. It is the installers responsibility to ensure the drainage outlets are clear and free to drain water away from the substrate.



Trim

28mm Sash Bead

28mm Frame Bead



44mm Sash Bead

44mm Frame Bead



Windows

Drawing No: OFDL\_2.84.1

This information and drawing are the copyright of Origin Frames Limited. Copyright is reserved by them and is issued on the condition that it is not copied or disclosed by or to any unauthorised persons without prior consent of Origin Frames Limited. All dimensions are in mm. Do not scale.

info@origin-global.com  
www.origin-global.com

origin